
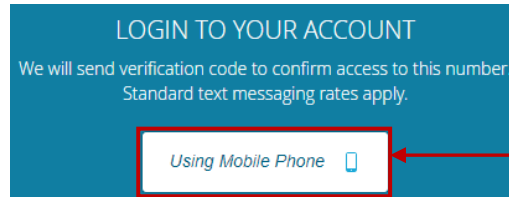



Logging into the Patient Portal

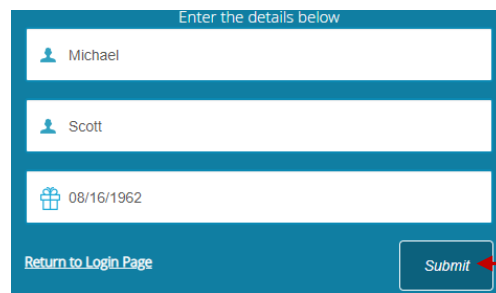
You can use a web browser along with your mobile phone to retrieve your results. Follow the steps below to log in to your portal if you do not have a username or password


1. From a web browser, go to <https://health.healow.com/uglhealth>

2. From the login screen, select the  button at the top right side of the window.




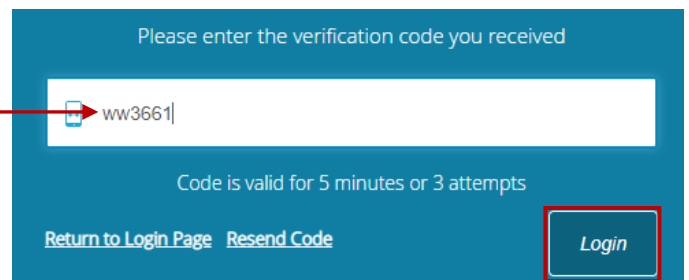
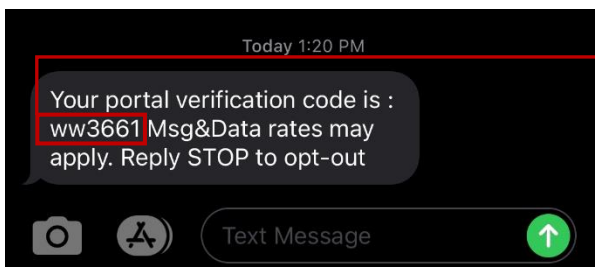
3. Enter your First Name, Last Name, and Date of Birth, then select 




4. Verify the last 4 digits of your mobile phone number, then select  to confirm access.

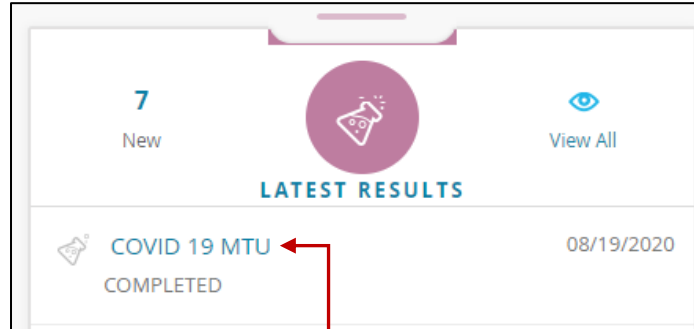


5. You will receive a text message to your phone with a verification code. Enter this code in on the portal window and select 



6. The Patient Portal dashboard will appear after a successful login. You will see the lab order and result under the  widget on your dashboard.
7. Select the lab to view the lab order and result

RETRIEVING RESULTS FROM THE PATIENT PORTAL



8. You may select the lab to view the details

RESULT		
Patient Julie UGLTest DOB 10/10/1961 Address 123 Main Street, , Gwinn, MI 49841 Phone 906-281-4806		Ordered Date 08/19/2020 Test Name COVID 19 MTU Assessments
Name	Value	Reference Range
Result	COMPLETED	
Result COMPLETED Received Date 08/19/2020		

Having Trouble Logging in?

If you are unable to log in to your patient portal using the instructions listed above, please send an email to mtuhelp@uglhealth.org. Someone will respond to help you get logged in.